

---

# WASHTENAW COUNTY 2024 POINT-IN-TIME COUNT COMMUNITY DEBRIEFING

COC ALL MEMBERSHIP MEETING

UNITED WAY

MAY 23, 2024



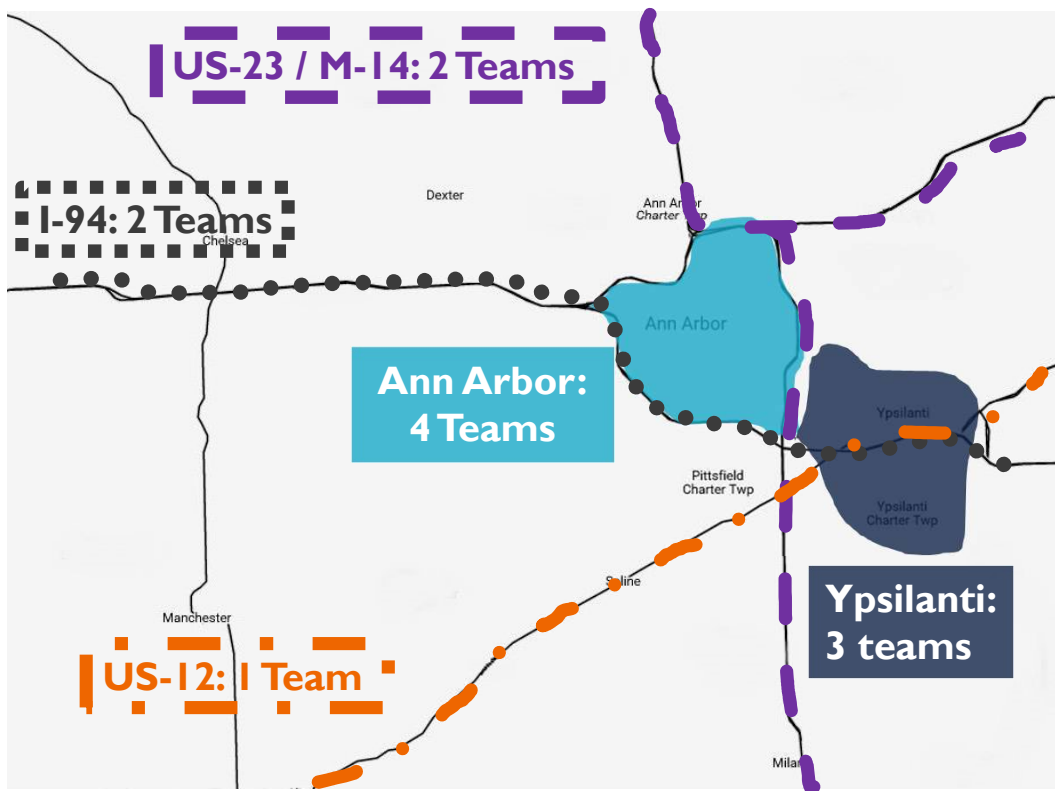
OFFICE OF COMMUNITY &  
ECONOMIC DEVELOPMENT

*Collaborative solutions for a promising future*

## WHAT IS THE POINT-IN-TIME COUNT?

- A federally mandated count of all sheltered AND unsheltered persons experiencing homelessness on a single day in January
- Volunteers and staff canvass the streets and congregate settings, such as meal programs, to survey and count every person experiencing homelessness in Washtenaw County
- During the count, we collect demographic information from survey respondents, including, but not limited to:
  - Date of Birth
  - Gender
  - Race
  - Ethnicity
  - Housing Status
  - Disability Status
  - Veteran Status
  - Chronicity

## TEAMS & MAP



- We had over **40** volunteers and staff canvass between 10 p.m. & 2 a.m. for the unsheltered count
- The county was divided among 12 teams. Teams travelling along highways also canvassed communities they passed through
- We are very grateful to all our volunteers! We could not do this without you!

# WHO IS INCLUDED IN THE PIT COUNT?

## Sheltered

Persons who are living in a supervised, publicly- or privately-owned shelter designed to provide temporary living arrangements:

Shelter

Transitional Housing

Hotel or Motel paid for by charitable organizations or by federal, state, or local government funders

## Unsheltered

Persons with a primary nighttime residence that is a place not designated for human habitation:

Car

Park

Abandoned Building


Bus or Train Station

Airport

Campground or site

## WHO IS EXCLUDED FROM THE PIT COUNT?

- Persons residing in a **hotel or motel they paid for themselves**
- Persons **staying with friends or families**
- Persons **admitted to the hospital** (staying in a hospital, not including the emergency room)
- Persons who did not explicitly meet the definitions on the previous slide



## PIT COUNT DATA



- PIT Count data comes from two sources:
  1. Data for persons in shelter comes from HMIS, our local Homeless Management Information System
  2. Data for persons who are unsheltered comes from surveys conducted by volunteers
- In both cases, all data is self-reported
- The count is conducted once per year, so it is better understood as a snapshot than as a full census.

## TOTAL PERSONS

Sheltered

**317 People**

were in emergency shelter  
or transitional housing

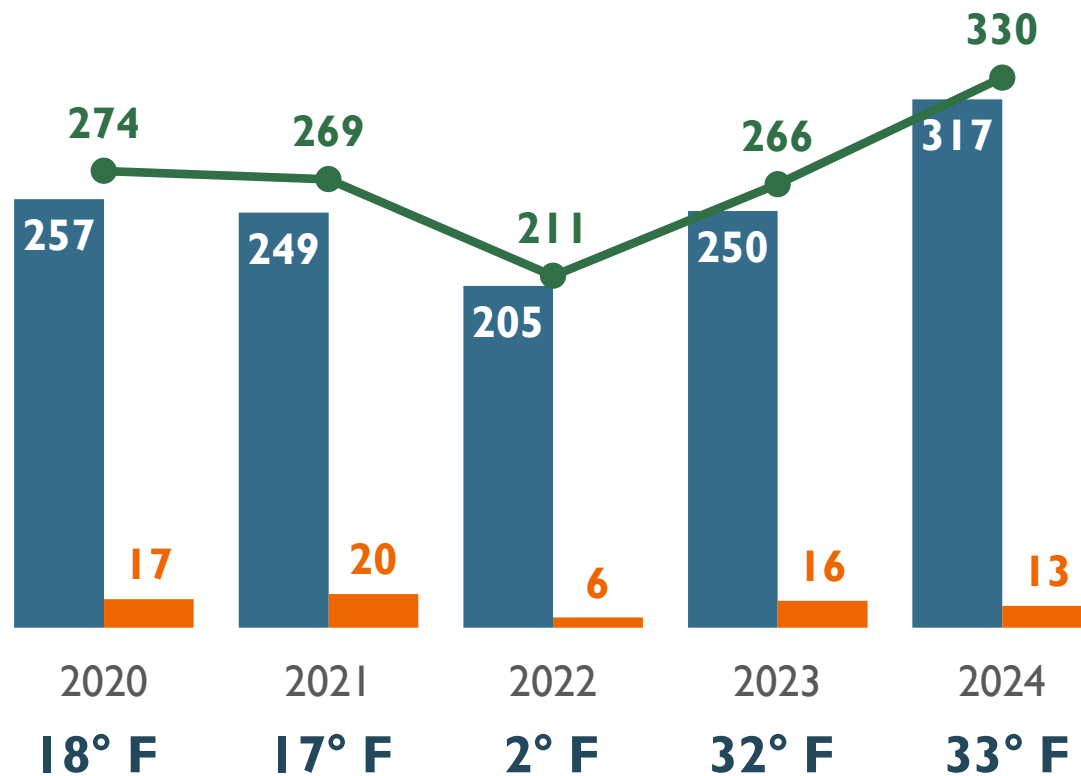
Unsheltered

**13 People**

were on the streets or in  
places not meant for human  
habitation

# HISTORICAL OVERVIEW: WASHTENAW COUNTY

95% of people we counted are in shelter

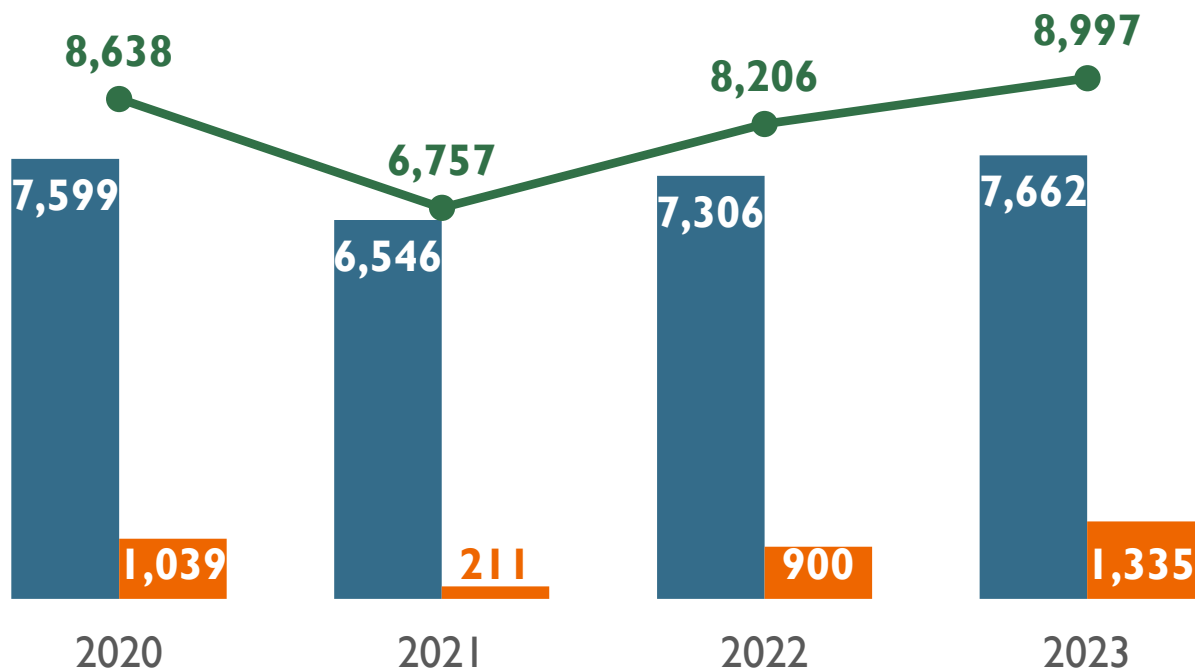


Total Homelessness has increased by 20% since 2020



# HISTORICAL OVERVIEW: STATE OF MICHIGAN

Michigan PIT Count Totals

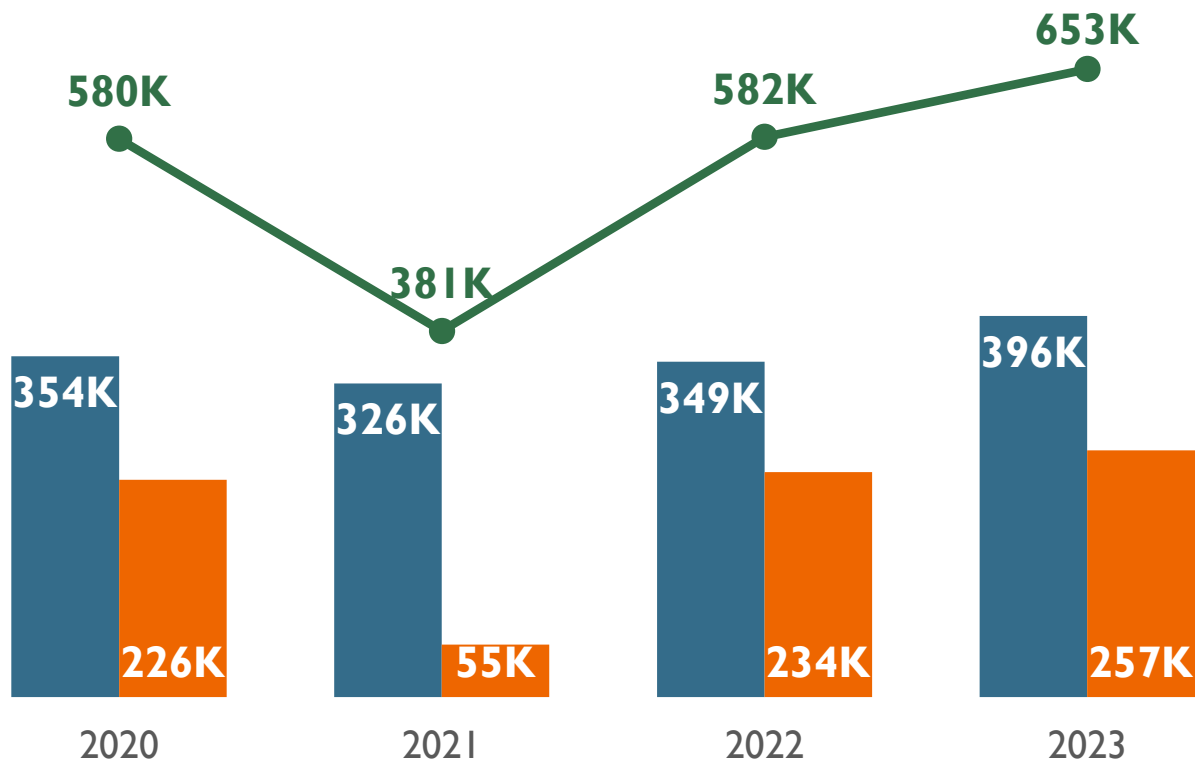


Unsheltered homelessness in Michigan is up over 600% since the height of the pandemic response in 2021

Total homelessness in Michigan has increased 4% since 2020

## HISTORICAL OVERVIEW: UNITED STATES

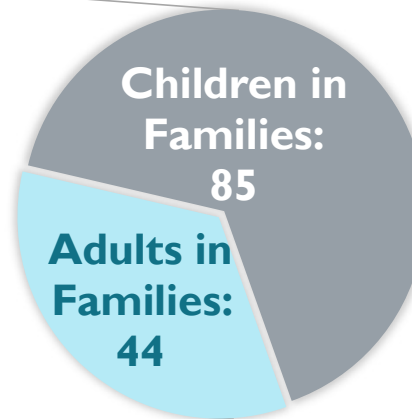
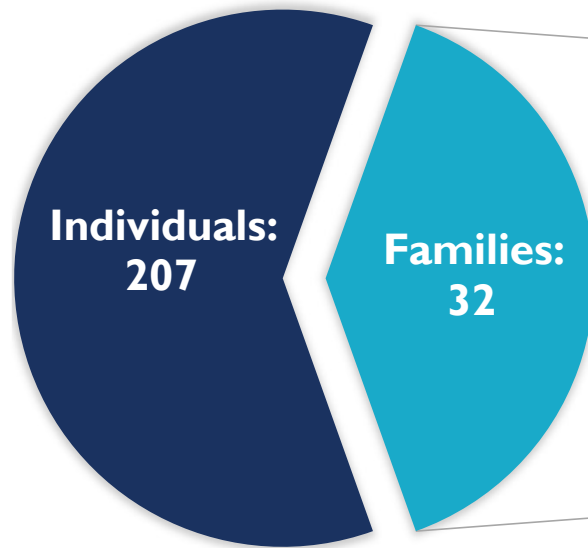
40% of people experiencing homelessness in the US are unsheltered



Total homelessness in the U.S. has increased 12% since 2020

## HOUSEHOLD TYPES

61% of persons experiencing homelessness are individuals not in a family



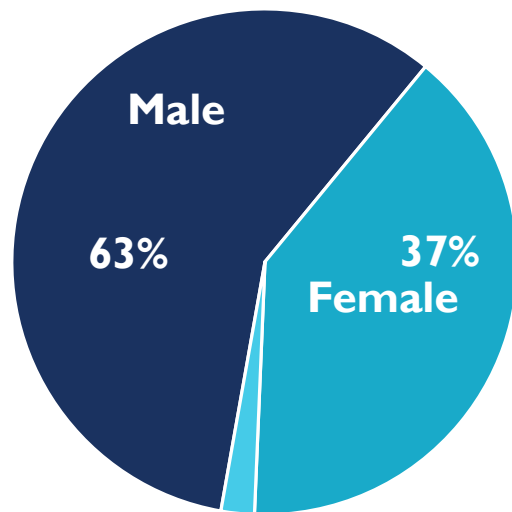
32 family households were counted with an average family size of 4.0

**No unsheltered families were found in 2024!**

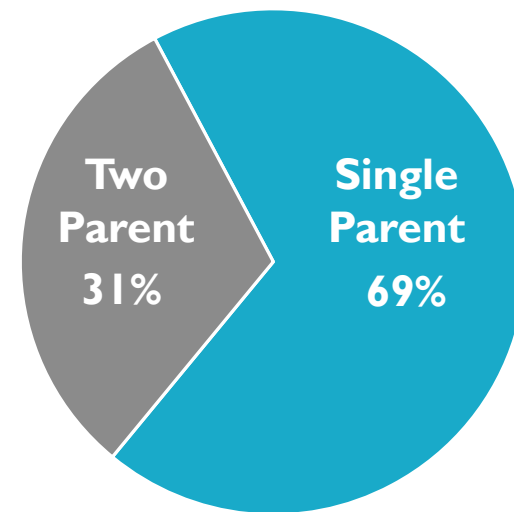
## DEMOGRAPHICS: GENDER

ALL PERSONS EXPERIENCING HOMELESS

FAMILY HEADS OF HOUSEHOLD



2%  
Transgender, non-binary, multiple gender



## DEMOGRAPHICS:AGE

Children  
under 18

Adults 25-54

Seniors  
65+

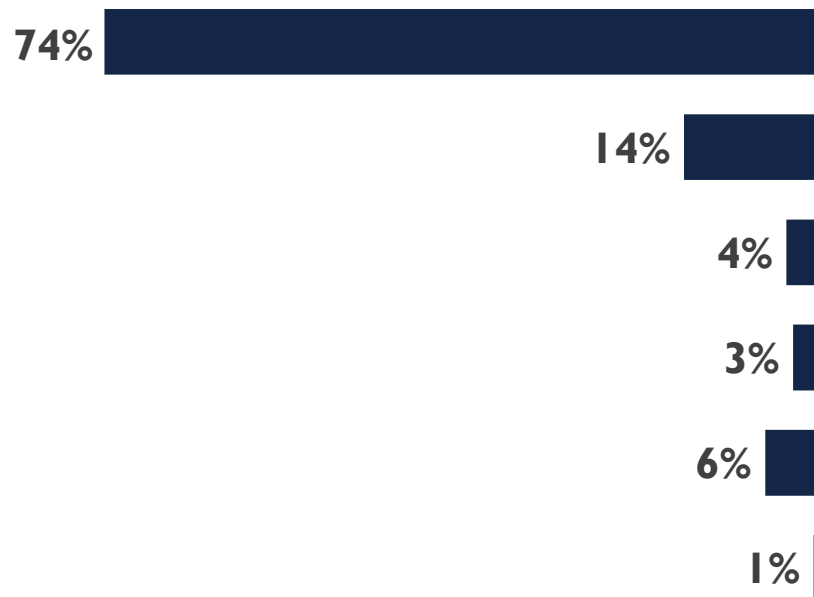


Young  
Adults  
18-24

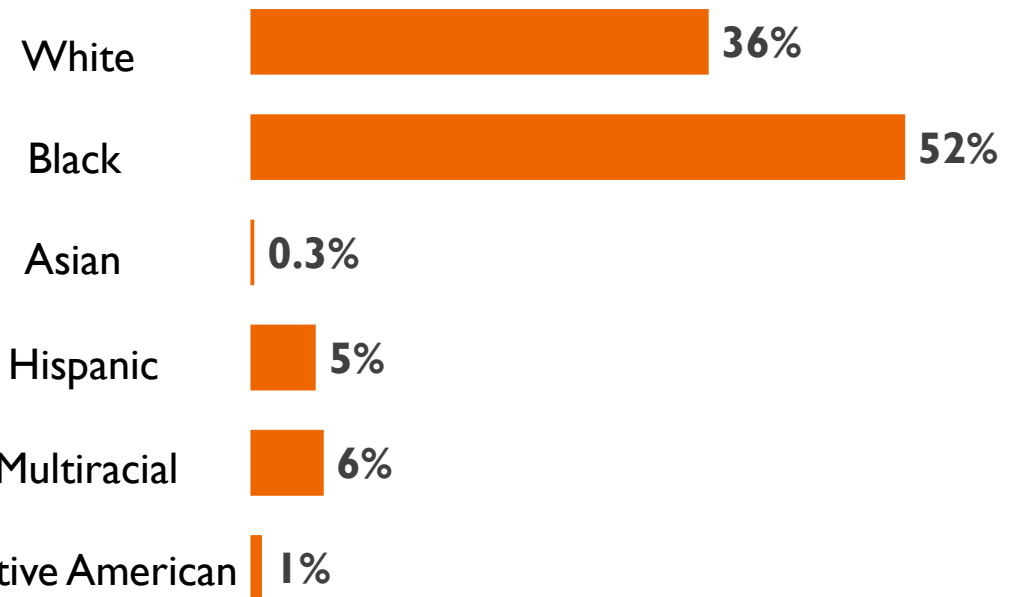
Older  
Adults  
55-64

## DEMOGRAPHICS: RACE

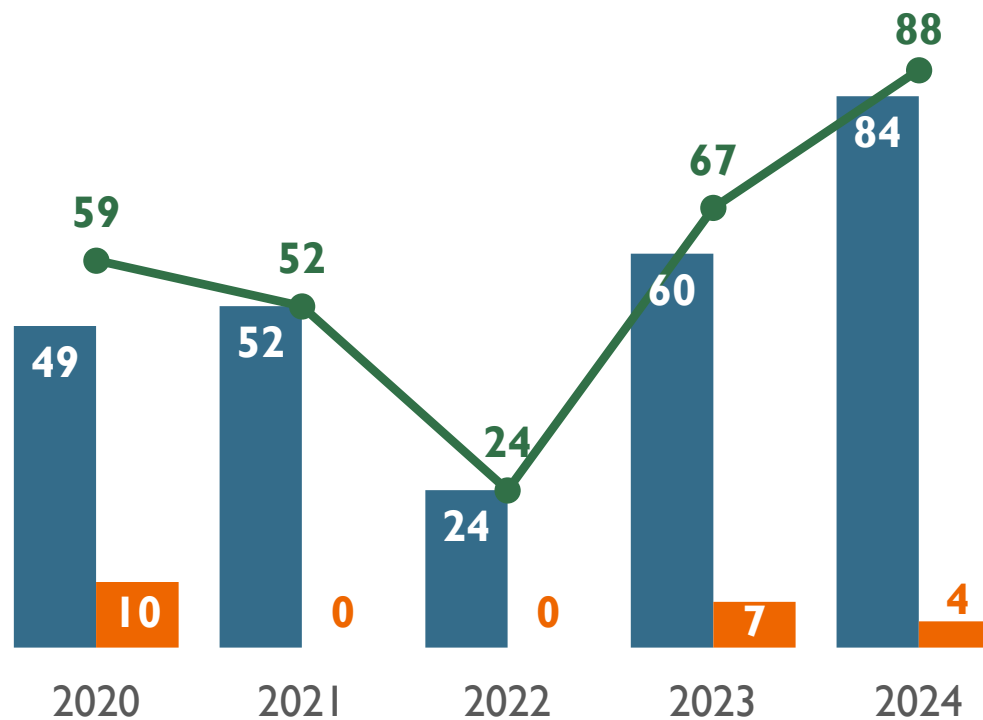
### TOTAL COUNTY POPULATION



### PERSONS EXPERIENCING HOMELESSNESS



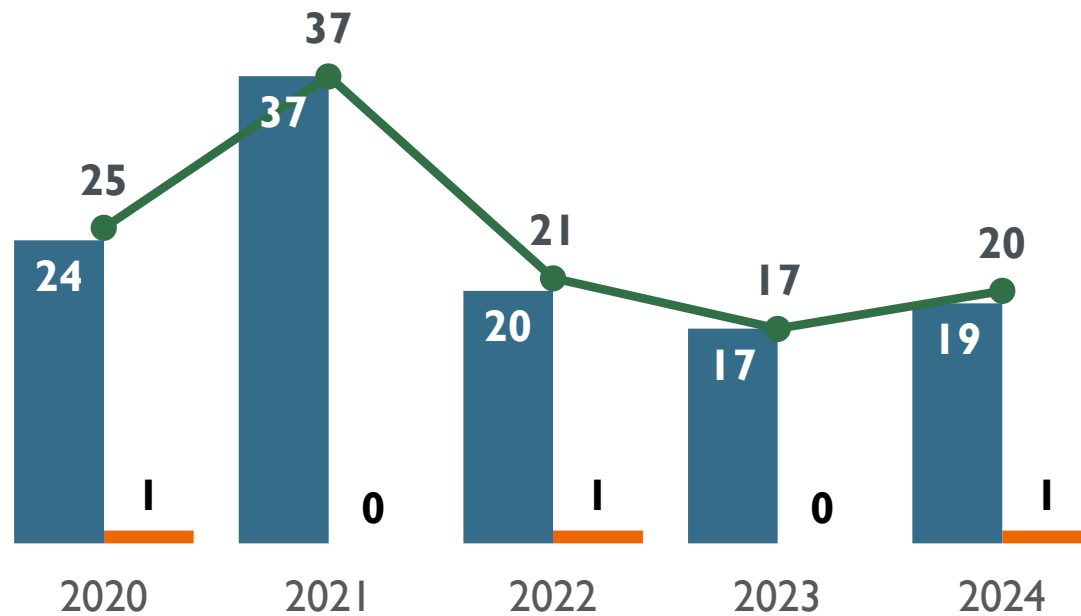
## CHRONIC HOMELESSNESS



**Total chronic homelessness has increased by almost 50% since 2020**

# VETERAN HOMELESSNESS

**Veteran homelessness is falling despite other populations increasing**



**Total Veteran homelessness has dropped by 20% since 2020**



# THANK YOU

2024 PIT Count Planning Committee.

40+ outreach staff, case managers, board members, citizens, advocates, and community partners for all their hard work!

## Questions?

Contact Andrew Kraemer, CoC Data & Evaluation Specialist  
Washtenaw County Office of Community & Economic Development  
[kraemera@washtenaw.org](mailto:kraemera@washtenaw.org)